


Appling County

 249 Blackshear Highway, Baxley, GA 31513

 (912)367-8600

 Enrollment: 3379 students

Performance Snapshot

- Appling County's **overall performance** is higher than **82% of districts**.
- Its elementary students' **academic growth** is higher than **99% of districts**.
- Its middle school students' **academic growth** is higher than **99% of districts**.
- Its high school students' **academic growth** is higher than **93% of districts**.
- **46.7% of its 3rd grade students** are reading at or above the grade level target.
- **64.3% of its 8th grade students** are reading at or above the grade level target.
- Its four-year graduation rate is **82.7%**, which is higher than **26% of districts**.
- **75.3% of graduates** are college ready.

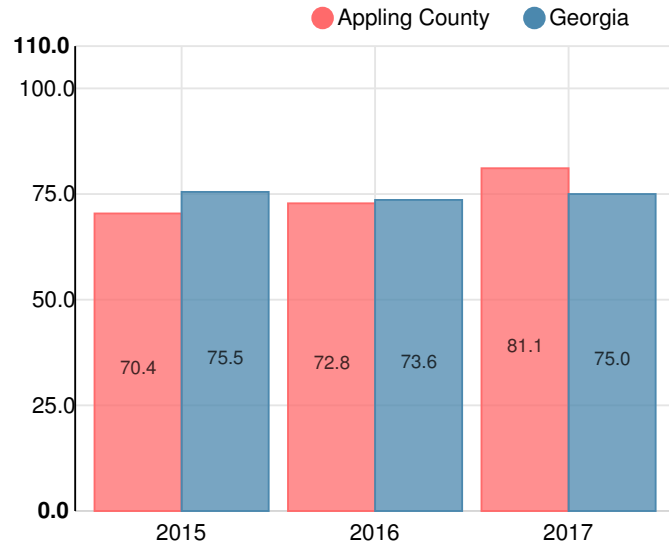
District Wide

B
81.1

Year	Appling County
2017	B
2016	C
2015	C

Grade conversion	
A	90 - 100
B	80 - 89.9
C	70 - 79.9
D	60 - 69.9
F	0 - 59.9

CCRPI Single Score



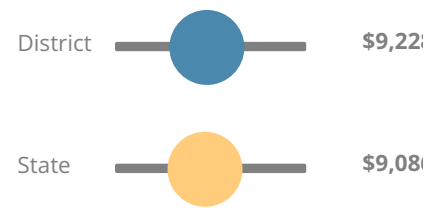
Student Mobility Rate

12.8%

Financial Efficiency Star Rating

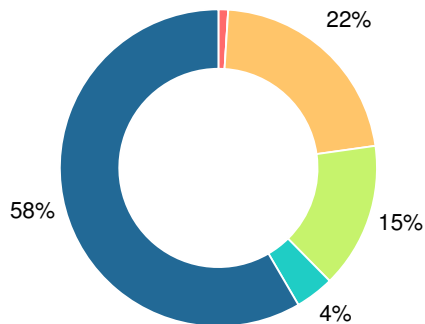


Per Pupil Expenditures



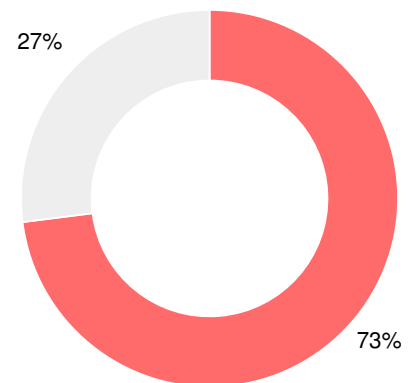
Race/Ethnicity

- Asian/Pacific Islander
- American Indian/Alaskan
- Black
- Hispanic
- Multi-racial
- White



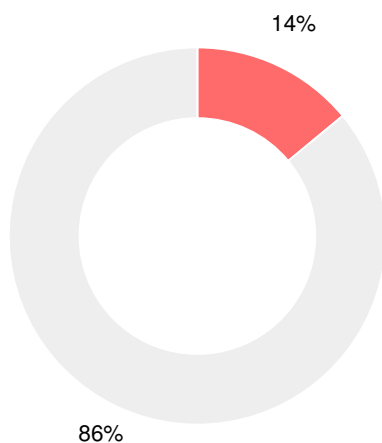
Free/Reduced-Price Lunch (FRL)

- FRL
- Not FRL



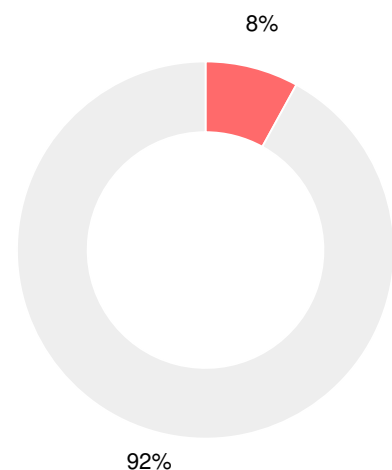
Students with Disability (SWD)

- SWD
- Not SWD



English Language Learners (ELL)

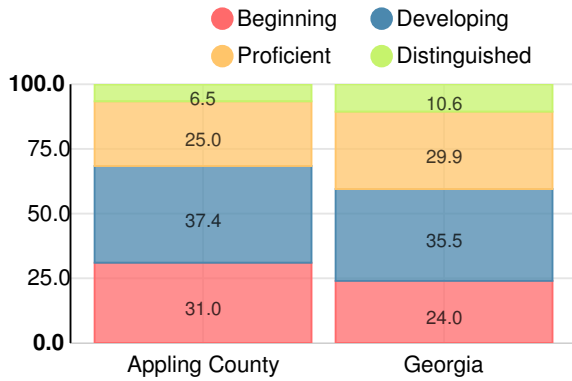
- ELL
- Not ELL



Elementary

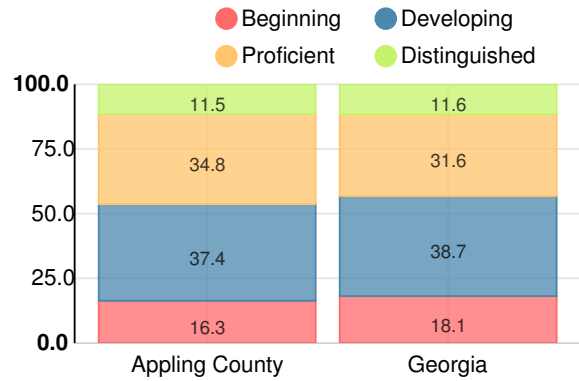
English

Percent of students scoring in each performance level on 2017 Georgia Milestones for elementary grades



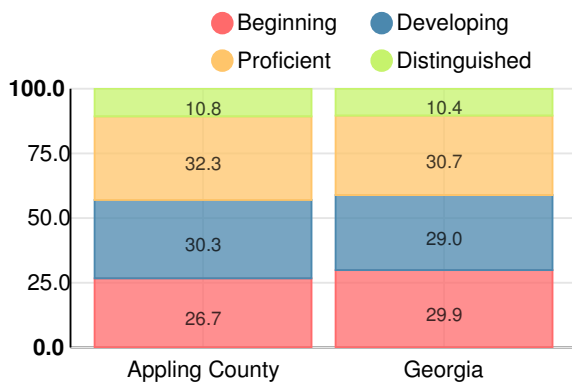
Mathematics

Percent of students scoring in each performance level on 2017 Georgia Milestones for elementary grades



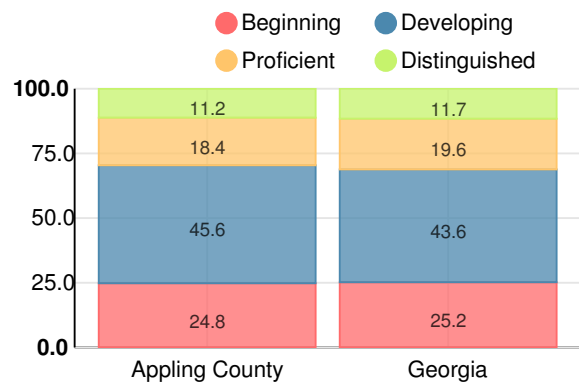
Science

Percent of students scoring in each performance level on 2017 Georgia Milestones for elementary grades



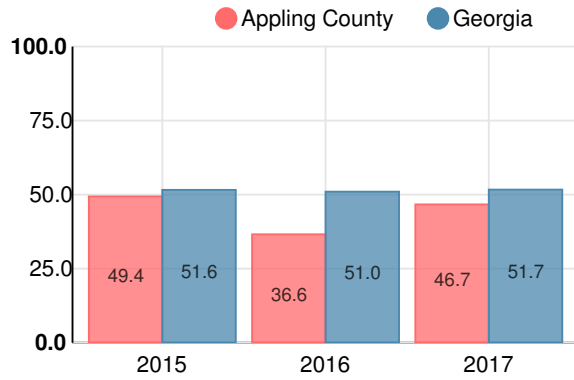
Social Studies

Percent of students scoring in each performance level on 2017 Georgia Milestones for elementary grades



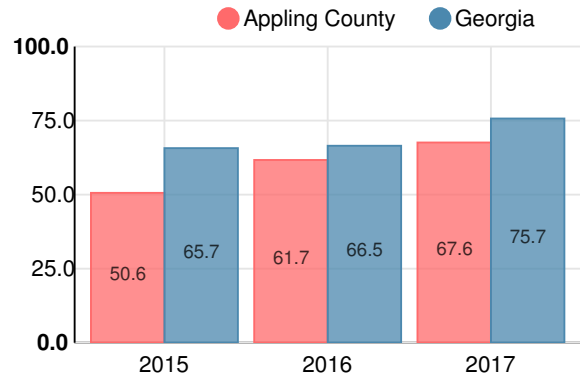
Reading at or above the Grade Level Target (3rd Grade)

Percent of students in grade 3 achieving Lexile measure equal to or greater than 650



Reading at or above the Grade Level Target (5th Grade)

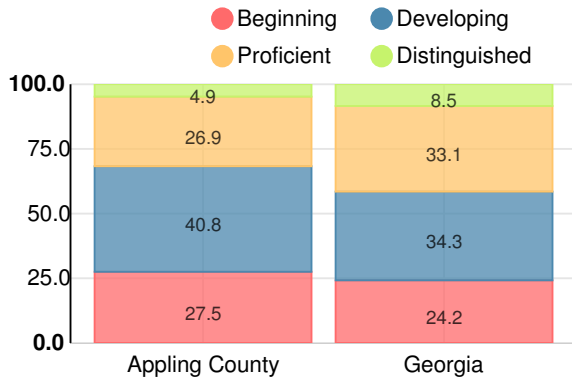
Percent of students in grade 5 achieving Lexile measure equal to or greater than 850



Middle School

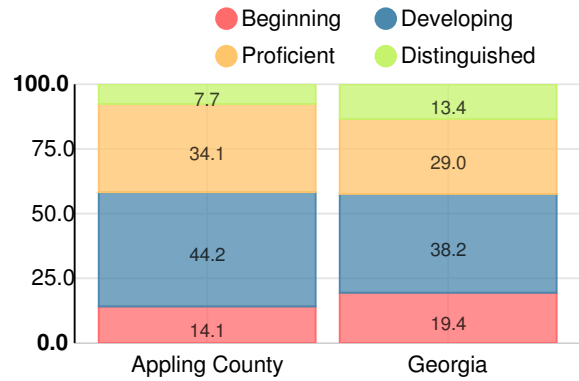
English

Percent of students scoring in each performance level on 2017
Georgia Milestones for middle school grades



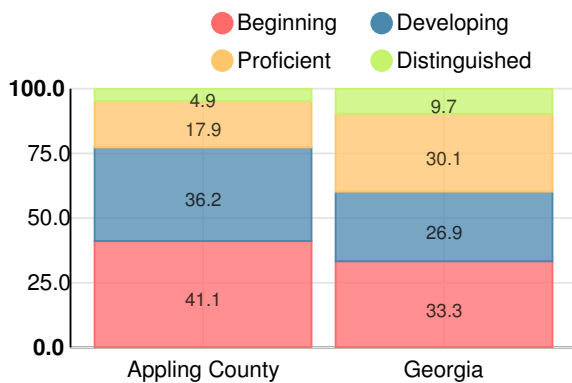
Mathematics

Percent of students scoring in each performance level on 2017
Georgia Milestones for middle school grades



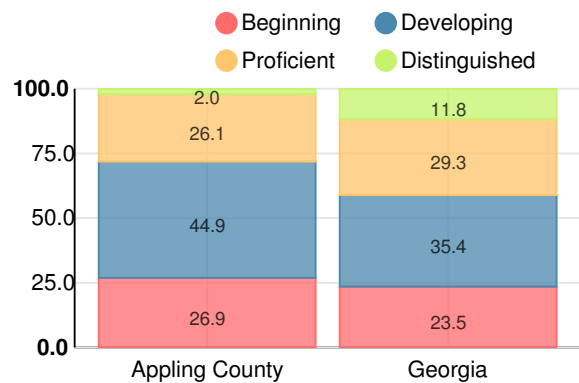
Science

Percent of students scoring in each performance level on 2017
Georgia Milestones for middle school grades



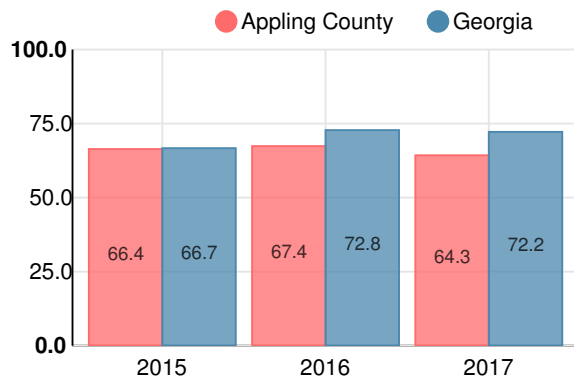
Social Studies

Percent of students scoring in each performance level on 2017
Georgia Milestones for middle school grades



Reading at or above the Grade Level Target (8th Grade)

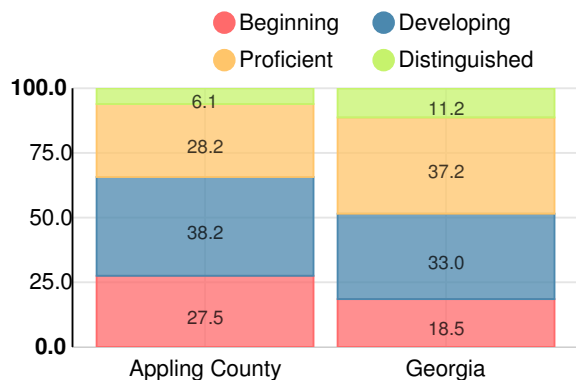
Percent of students in grade 8 achieving Lexile measure greater than 1050



High School

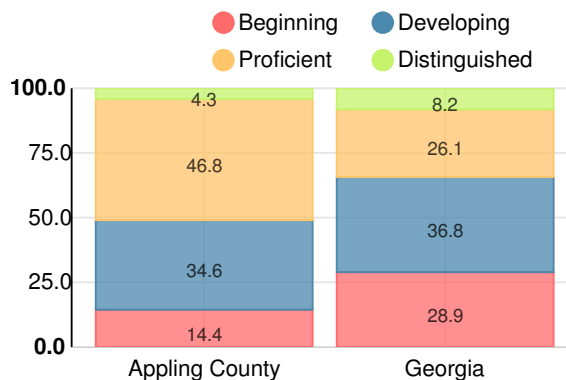
American Literature & Composition

Percent of students scoring in each performance level on 2017 Georgia Milestones



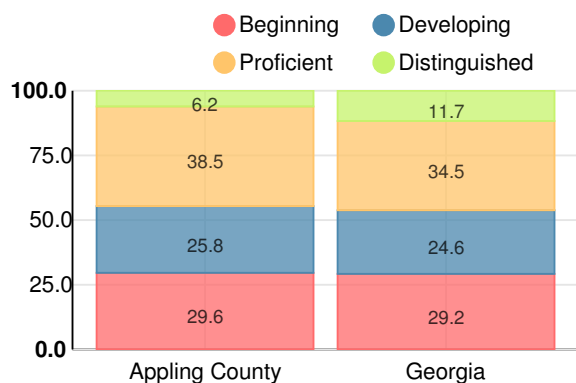
Coordinate Algebra/Algebra I

Percent of students scoring in each performance level on 2017 Georgia Milestones



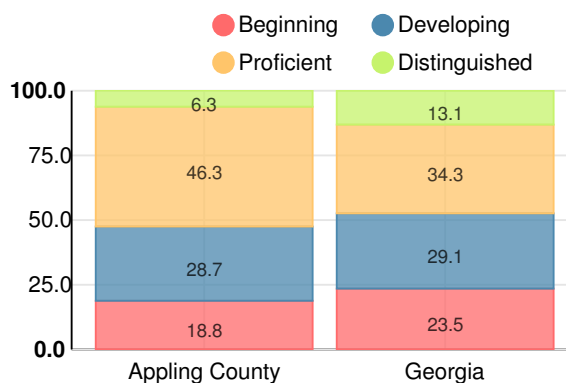
Biology

Percent of students scoring in each performance level on 2017 Georgia Milestones



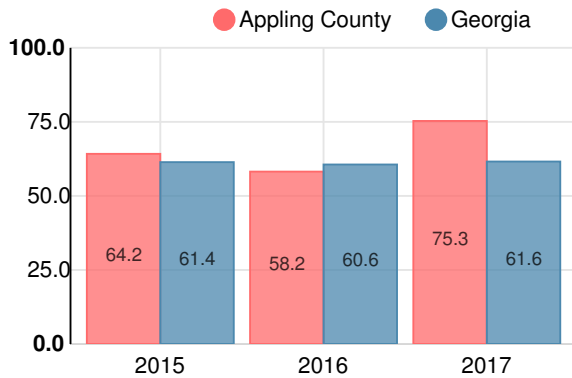
US History

Percent of students scoring in each performance level on 2017 Georgia Milestones



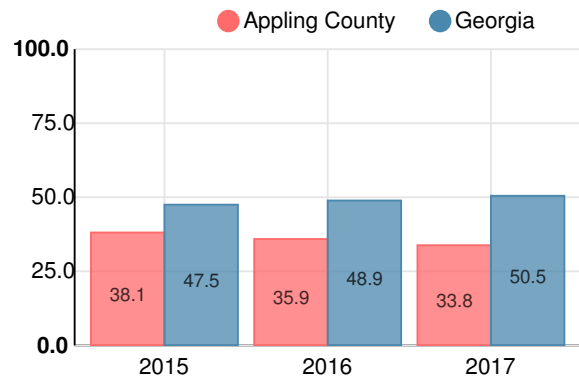
College Readiness

Percent of high school graduates who are college ready

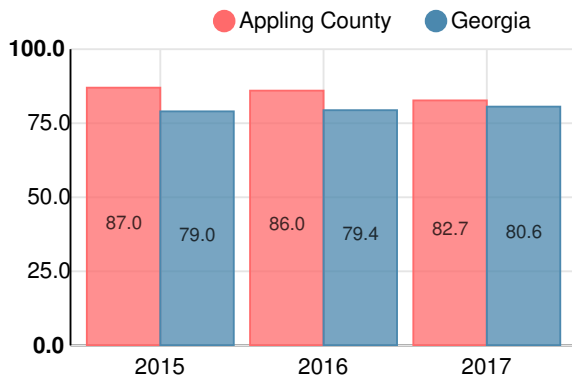


Accelerated Course Taking

Percent of high school graduates earning high school credit for accelerated enrollment



Four-Year Graduation Rate



College Enrollment Rate

